

Calling Sequence

- A5: PCT address of calling program
- A6: Scheduled label, if any
- A8: Pointer to user parameter block
- A11: PCT address of D:USV1 or D:RMAC
- A12: Return address (to D:USV1 or D:RMAC)
- A13: CVT address

Work Areas and Tables

- PCT (File Code Table)
- DWT (Drive Work Table)
- LPT (Logical File Table)
- DCT (Disc Control Table)

A 6-word block in the Dynamic Allocation Area for use as work area and a 215-word block if disc I/O is necessary.

Input/Output Files

Disc is used to read in the directory or GRANTB.

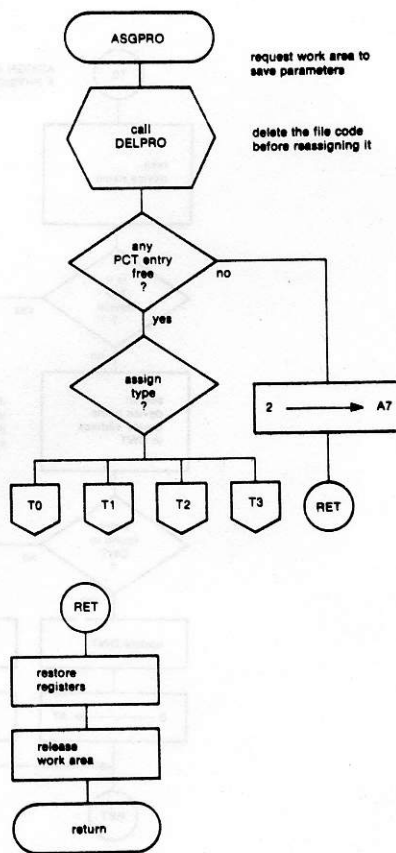
Functional Description

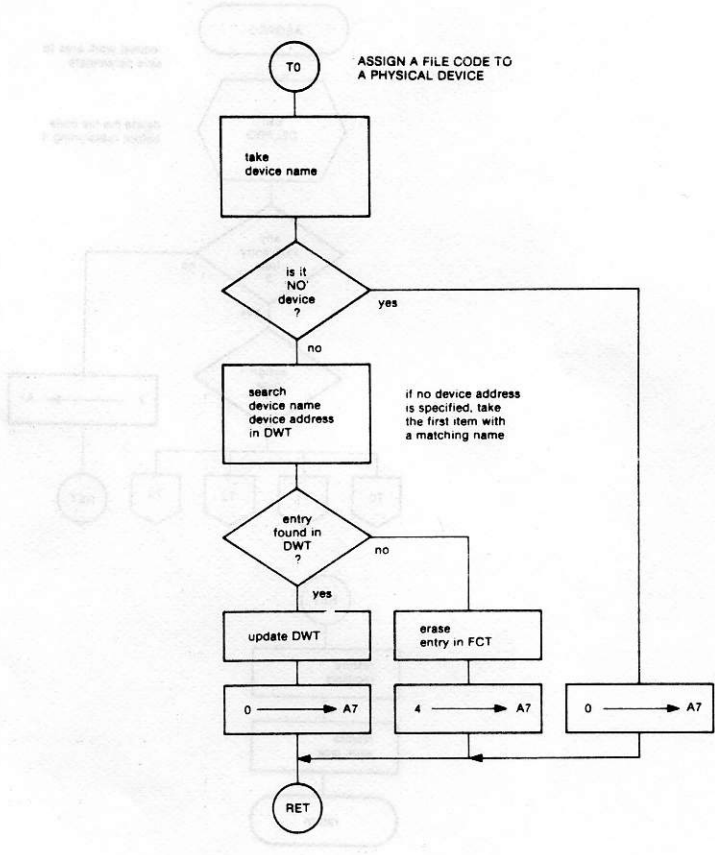
The action taken depends on the type of file code assignment

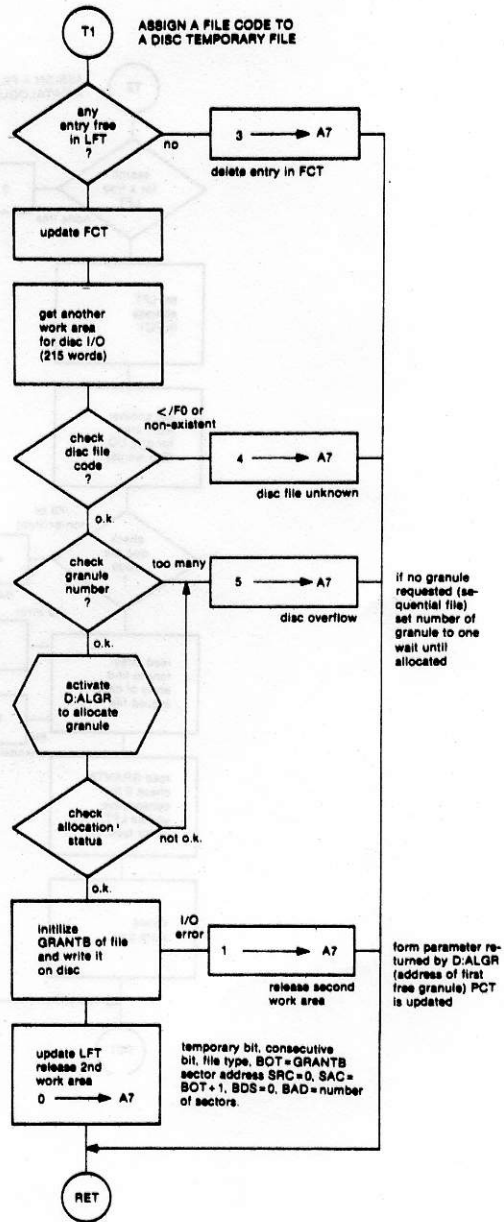
- for physical devices, the Device Work Table is updated
- for disc temporary files, the File Code Table is updated, any necessary granules are allocated, the granule table GRANB is initialized and the Logical File Table is updated.
- for catalogued files the LPT address is set in the File Code Table, the directory is scanned and, for consecutive files, the Logical File Table is updated.

- for equalizing file codes, the File Code Table is updated. If it is a disc logical file, ASCNT in LPT is incremented as well.

On return, registers A5, A6, A11 and A13 are not destroyed and A7 will contain the status of the operation.



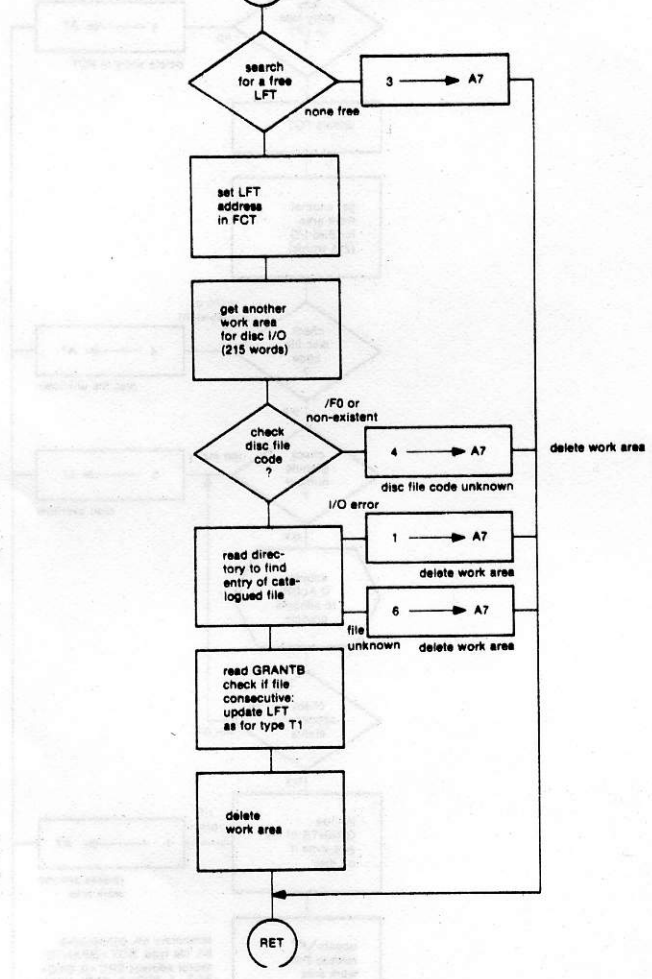


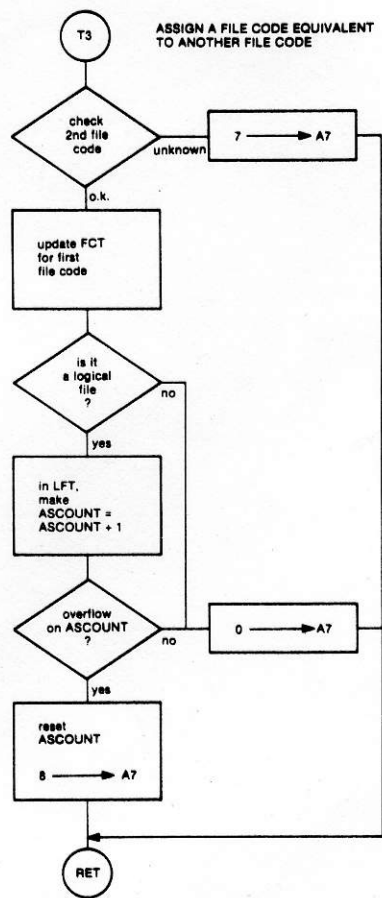


OF 8000 FOR A SEARCH
FOR TRANSPARENT DISK

T2

ASSIGN A FILE CODE TO A Catalogue A CATALOGUED FILE





DELPHO (DELETE A FILE CODE - LK24)

Calling Sequence

A5: PCP address of calling program

A6: Scheduled label, if any

A8: User parameter block address

A11: PCP address of D:USV1 or D:RMAC

A12: Return address (to D:USV1 or D:RMAC)

A13: CVP address

Work Areas and Tables

FCT (File Code Table)

LFT (Logical File Table)

DCT (Disc Control Table)

A 9-word block in the Dynamic Allocation Area for use as work area and a 215-word block if disc I/O is necessary.

Input/Output Files

Disc is used to read in GRANTB.

Functional Description

This request deletes a previously assigned file code. For this purpose the File Code Table is scanned and if the file code is found, it is removed from the table. If it is a disc logical file code, ASCRT in word LPTM2 of the Logical File Description table is decremented and word LPTB4D is set to zero. For sequential files, the blocking buffer is released. Granules allocated to a temporary file are made available again.

On return, registers A5, A6, A11 and A13 are not destroyed and A7 will contain the status of the operation.